

# ALUGARBE



Standard

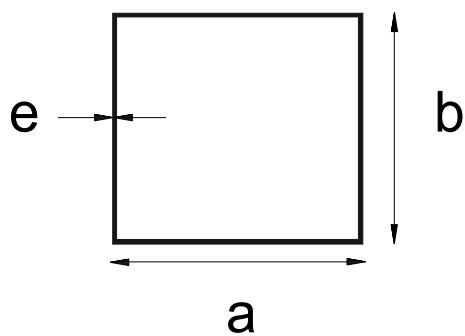




Referência	Secção	Descrição	Stock
A-124		Chapa Dupla Lisa	•
A-145		Perfil para Colar Vidros	•
10x1.5		Tubo Redondo 10x1.5mm	•
16x1.5		Tubo Redondo 16x1.5mm	•
19x1.5		Tubo Redondo 19x1.5mm	•
25x1.5		Tubo Redondo 25x1.5mm	•
25x1.5E		Tubo Estriado 25x1.5mm	•
35x1.5		Tubo Redondo 35x1.5mm	•
40x2.0		Tubo Redondo 40x2.0mm	•
50x1.2		Tubo Redondo 50x1.2mm	•
19x19		Tubo Quadrado 19x19x1.5mm	•
30x30		Tubo Quadrado 30x30x1.4mm	•
40x40		Tubo Quadrado 40x40x1.4mm	•
50x50		Tubo Quadrado 50x50x1.5mm	•
65x65		Tubo Quadrado 65x65x1.4mm	•
75x75		Tubo Quadrado 75x75x1.5mm	•
85x85		Tubo Quadrado 85x85x2mm	•
100x100		Tubo Quadrado 100x100x1.9mm	•
30x15		Tubo Retangular 30x15x1.5mm	•
40x20		Tubo Retangular 40x20x1.4mm	•
60x20		Tubo Retangular 60x20x1.4mm	•

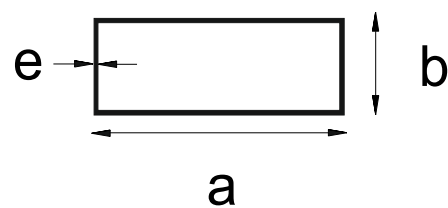


Referência	Secção	Descrição	Stock
50x30		Tubo Retangular 50x30x1.5mm	•
65x30		Tubo Retangular 65x30x1.5mm	•
75x40		Tubo Retangular 75x40x1.4mm	•
80x40		Tubo Retangular 80x40x1.5mm	•
85x30		Tubo Retangular 85x30x1.5mm	•
100x20		Tubo Retangular 100x20x1.5mm	•
100x40		Tubo Retangular 100x40x1.7mm	•
150x50		Tubo Retangular 150x50x1.8mm	•
L15x15		Cantoneira «L» 15x15x1.5mm	•
L20x20		Cantoneira «L» 20x20x1.5mm	•
L25x25		Cantoneira «L» 25x25x1.5mm	•
L30x15		Cantoneira «L» 30x15x2mm	•
L30x30		Cantoneira «L» 30x30x1.5mm	•
L40x40		Cantoneira «L» 40x40x2mm	•
L50x50		Cantoneira «L» 50x50x3mm	•
B20x03		Barra 20x03mm	•
B20x04		Barra 20x04mm	•
B20x05		Barra 20x05mm	•
V7		Varão Redondo 7mm	•
T-25x25		Perfil «T» 25x25x2mm	•
80x12.5		Montante 80x12.5mm	•



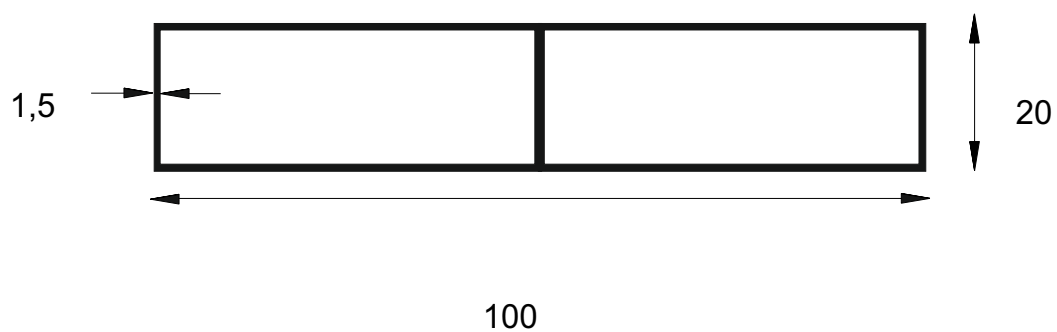
a	b	e
19	19	1,5
30	30	1,4
40	40	1,4
50	50	1,5
65	65	1,4
75	75	1,5
85	85	2
100	100	1,9

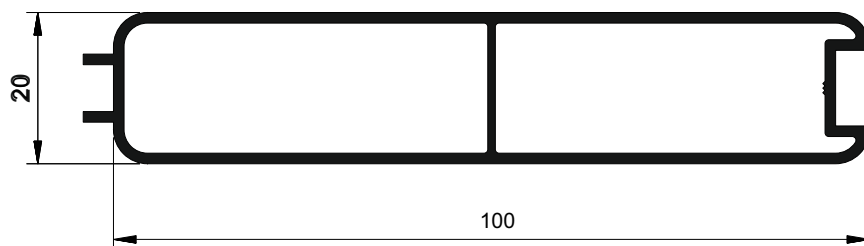
(medidas em mm)



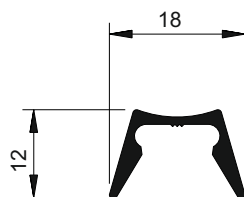
a	b	e
30	15	1,5
40	20	1,4
60	20	1,4
50	30	1,5
65	30	1,5
75	40	1,4
80	40	1,5
85	30	1,5
100	20	1,5
100	40	1,7

(medidas em mm)

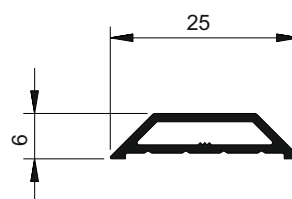




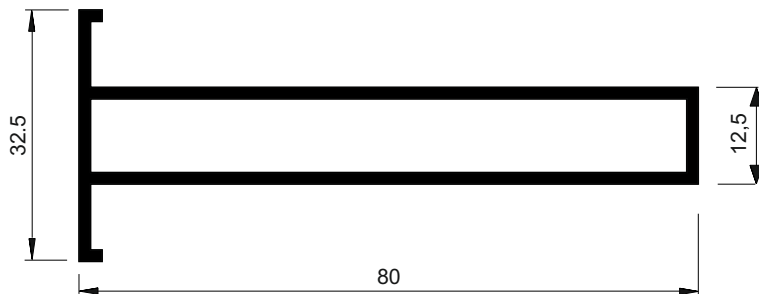
A - 124



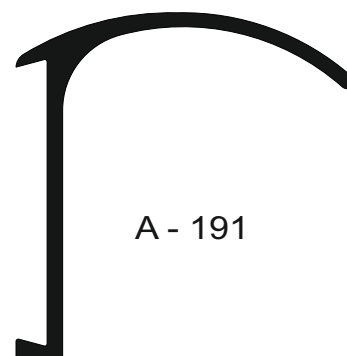
A - 130



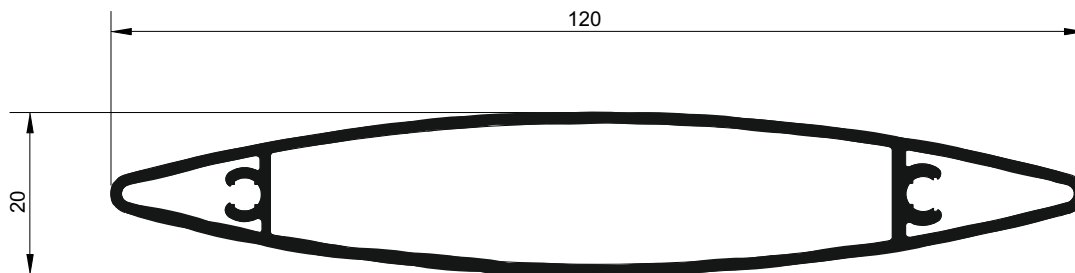
A - 145



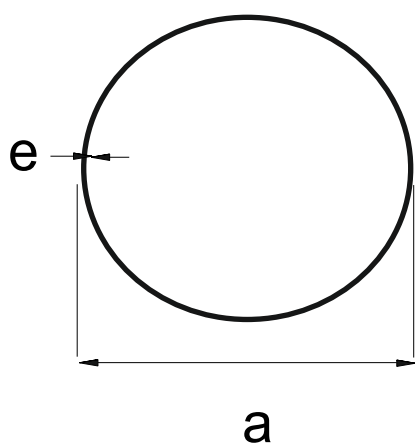
Montante 80X12,5



A - 191



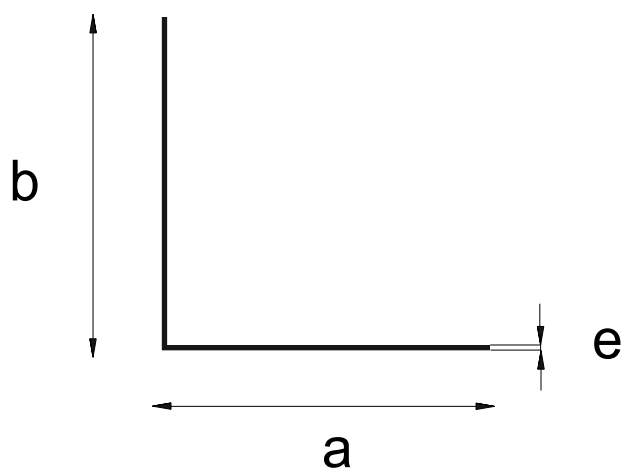
A - 157



Tubo Redondo

a	e
10	1,5
16	1,5
19	1,5
25	1,5
35	1,5
40	2
50	1,2

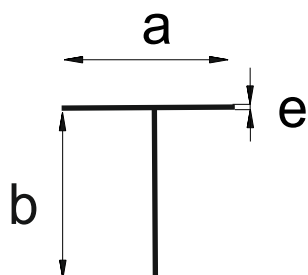
(medidas em mm)



Cantoneira

a	b	e
15	15	1,5
20	20	1,5
25	25	1,5
30	15	2
30	30	1,5
40	40	2
50	50	3

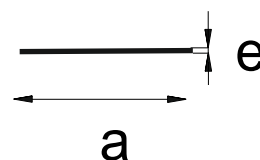
(medidas em mm)



Perfil T

a	b	e
25	25	2


(medidas em mm)



Barra

a	e
20	3
20	4
20	5
20	8
30	3
30	5
30	6
40	8

(medidas em mm)



Varão

a
7mm